


2025 Launceston
Primary School History Prize



**LAUNCESTON
HISTORICAL SOCIETY**

BECOME A HISTORY DETECTIVE




YOUR GUIDE TO SOLVING A
TASMANIAN MYSTERY AND
PRESENTING YOUR FINDINGS

DETECTIVE TOOLKIT

ENTRIES CLOSE: FRIDAY 17 OCTOBER 2025

EMAIL lhprize@launcestonhistory.org.au


VISIT OUR WEBSITE www.launcestonhistory.org.au
FOR INSPIRATION & PREVIOUS EXAMPLES

 lhprize@launcestonhistory.org.au



www.facebook.com/launcestonhistory

BECOME A HISTORY DETECTIVE



YOUR MISSION: Choose a Tasmanian mystery from the past, gather clues, and uncover the story behind it.

Step 1: Pick a Tasmanian Mystery to Investigate!

Here are some ideas to get you started,
or you can choose your own:

Who lived here? Research an old house, building, or landmark near you. Who used to live or work there? What was life like back then?

The case of the missing species! Investigate an extinct or endangered Tasmanian animal—what happened to it?

Convict clues! Find out about a real convict who came to Tasmania—why were they sent here? What happened to them?

The time capsule puzzle! Find an old photograph, an interesting newspaper article, or a special object and find out what it tells us about the past.

Vanishing history! Discover what happened to a Tasmanian tradition, business, or historical site that no longer exists.

Family history mystery! Ask a grandparent, older relative or family friend about their childhood—what was different back then?

Step 2: Gather Your Clues!

Detectives need evidence! Try these ways to uncover clues:

- Visit your local or school library to find books, maps, or records about Tasmania's history.
- Look at old photos, maps, or newspaper articles (you can search Trove online to read old newspapers!)
- Visit a museum or historical site to find more information.
- Talk to a family member, neighbour, or local historian.
- Search the internet for information on Tasmanian history.

Step 3: Solve the Mystery & Present Your Findings!

Choose ONE fun way to share what you've discovered:

- **CREATE A 'CASE FILE'** – Assemble a folder with clues, evidence, pictures, and a written summary of your mystery.
- **MAKE A SHORT VIDEO** – Film yourself as a detective revealing the mystery with clues, evidence, and a conclusion.
- **DETECTIVE JOURNAL** – Write journal entries from the perspective of a detective solving the case, with sketches, maps, images, and important information.
- **MYSTERY POSTER** – Design a poster with creative visuals highlighting the mystery's important information, clues, and people.
- **POWERPOINT PRESENTATION** – Design a slideshow. Include slides with information for each clue and a final slide with a conclusion. Use pictures and text to create the presentation.

Step 4: How Long Should Your Project Be?


Just like a mystery needs enough clues, your project needs the right amount of information!

WRITING OPTIONS

Case File, Journal, Poster, or PowerPoint

If you're in Year 3 & 4: Write up to 300 words - That's about 1 full page in your A4 exercise book.

If you're in Year 5 & 6: Write up to 500 words - That's about 2 to 3 pages in your A4 exercise book.



VIDEO OPTION

Making a video instead? - Keep it to about 3 minutes. That's about the same length as one song or a short cartoon.

Include a List of References - At the end of your project, include a list of where you found your information.

A List of References is a list of the books, websites, and other sources you used for your research. It helps show where you found your information.

What to Include in your List of References

For each source, include: The author's name (if there is one), the year it was made or published, the title of the book, article, image, or website, where you found it (the name of the publisher or website)

Book:

Author's Last Name, First Name. Year. Title of the Book. Publisher.

Example: Smith, John. 2015. History of Tasmania. ABC Publishing.

Website:

Author's Last Name, First Name (if available). Date. "Title of the Page."
Website Name, Website Link.

Example: Smith, John. 2022. "Convict Life in Tasmania." Australian History Online, www.australianhistory.com.au/convicts.


Step 5: Submit Your Investigation!

When you're done, submit your history detective work for a chance to be recognised for your incredible investigation!

SUBMISSION DATE: FRIDAY 17 OCTOBER 2025

HOW TO SUBMIT: SEE ENTRY FORM ON BACK PAGE

PRIZES & RECOGNITION: THE BEST HISTORY DETECTIVES WILL RECEIVE A PETRARCH'S GIFT VOUCHER AND HAVE THEIR WORK FEATURED AT THE LAUNCESTON LIBRARY!



Are you ready to solve one of Tasmania's great history mysteries? Grab your magnifying glass, visit the library, and start investigating!

TIPS FOR PARENTS & CARERS TO HELP KIDS BECOME HISTORY DETECTIVES

- Ask Questions - Encourage children to ask questions like, "What happened here?" or "Why is this important?" This will get them thinking like a detective, looking for clues in history. Try it on the drive to school or while walking through the city.
- Make History Fun - Tell stories about the past! Ask friends and relatives to tell stories about what they remember from their childhood and read books about history, especially ones that feel like adventures.
- Use Clues from the Past - Show children old photos, maps, or objects. These are like clues they can use to learn about the past. You can find these in local museums, online, or in old family collections.
- Explore History Together - Visit local historical places or look at old books and websites to discover more clues. Exploring together will make it more fun!

USEFUL RESOURCES FOR HISTORY DETECTIVES



Trove (National Library of Australia) - <https://trove.nla.gov.au>

Search digitised newspapers, photographs, maps, and archives related to Tasmanian history.

Tasmanian Names Index - <https://libraries.tas.gov.au/>

Find birth, death, marriage, immigration, and other historical records.

Our Tasmania - <https://www.ourtasmania.com.au/>

Explore Tasmania's Aboriginal heritage, convict history, and colonial past.

Founders & Survivors Convict Database -

<https://foundersandsurvivors.org/>

Research convicts transported to Tasmania and their descendants.

Queen Victoria Museum & Art Gallery (QVMAG) -

<https://www.qvmag.tas.gov.au/>

Explore local history exhibits and access the QVMAG Research Library.

Libraries Tasmania - <https://libraries.tas.gov.au/>

Holds local history books, newspapers, and archival materials.

Bass & Flinders Centre -

<https://bassandflindersmuseum.com.au/>

Learn about Tasmania's early maritime exploration history.

Beaconsfield Mine & Heritage Centre -

<https://www.discovertasmania.com.au/things-to-do/heritage-and-history/beaconsfieldmineandheritagecentre/>

Discover the mining history of northern Tasmania.

National Trust Tasmania - <https://www.nationaltrust.org.au/tas/>

Explore Tasmanian colonial heritage through historic sites.

Tasmanian Family History Society (Launceston Branch) -

<https://www.tasfhs.org/>

Assistance with genealogy and family history research. City Park Stables
45 Tamar Street, open Tuesdays 10am-3pm

Interviews

Speaking to grandparents, teachers, or local community members can provide unique insights into Tasmania's past.

HISTORY DETECTIVE CHECK LIST

Please fill in and submit a copy of your
checklist with your entry



- ☐ HAVE YOU CHOSEN A TASMANIAN MYSTERY?
- ☐ HAVE YOU SOLVED THE MYSTERY?
- ☐ DOES YOUR MYSTERY HAVE HISTORICAL CONTENT?
- ☐ DID YOU CHOOSE ONE WAY (EITHER CASE FILE, JOURNAL, POSTER, POWERPOINT, OR VIDEO) TO SHARE YOUR FINDINGS?
- ☐ IS YOUR PROJECT UNIQUE AND ORIGINAL?
- ☐ CHECK THE NAMES OF PEOPLE AND PLACES ARE CORRECT.
- ☐ HAVE SOMEONE ELSE READ YOUR WORK AND CHECK YOUR SPELLING AND PUNCTUATION?
- ☐ HAVE YOU USED VARIED REFERENCES AND SOURCES OF INFORMATION AND WRITTEN A LIST OF REFERENCES?
- ☐ IS YOUR INFORMATION ACCURATE AND RELEVANT?
- ☐ ARE IMAGES FROM THE INTERNET ACCURATE AND RELEVANT TO YOUR TOPIC?
- ☐ IS THIS WORK YOUR OWN?

ENTRY FORM

Please fill in and submit a copy of your entry form with your entry



ENTRY SUBMISSION DATE:
BY FRIDAY 17 OCTOBER 2025

WAYS TO SUBMIT:

MAIL: LAUNCESTON HISTORICAL SOCIETY
PO BOX 1296 LAUNCESTON TAS 7250

IN PERSON: AT THE LAUNCESTON LIBRARY
CIVIC SQUARE LAUNCESTON TAS 7250

FULL NAME:

GRADE:

SCHOOL:

SUPERVISING TEACHER
OR PARENT/CARER NAME:

SUPERVISING TEACHER
OR PARENT/CARER CONTACT DETAILS -

EMAIL:

PHONE:

SUPERVISING TEACHER
OR PARENT/CARER CONTACT SIGNATURE -

.....

ENTRANT'S SIGNATURE -

.....

EMAIL lhprize@launcestonhistory.org.au